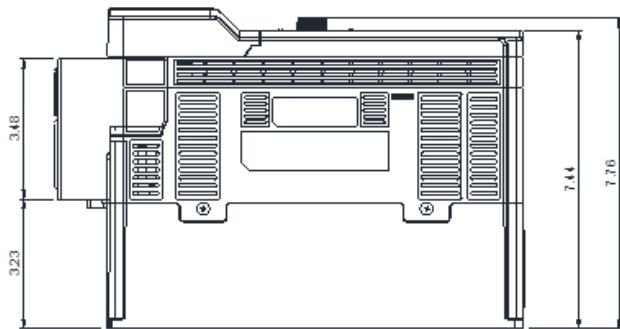
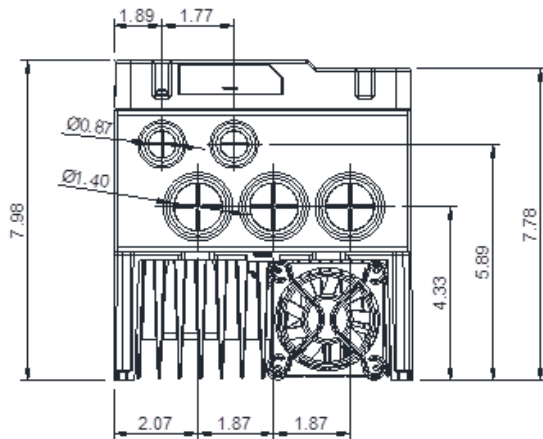
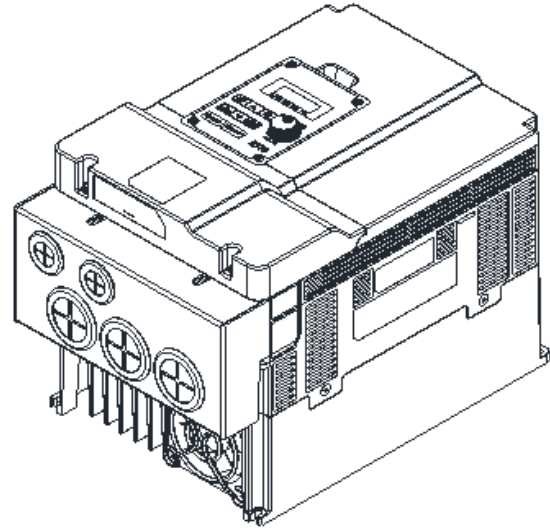
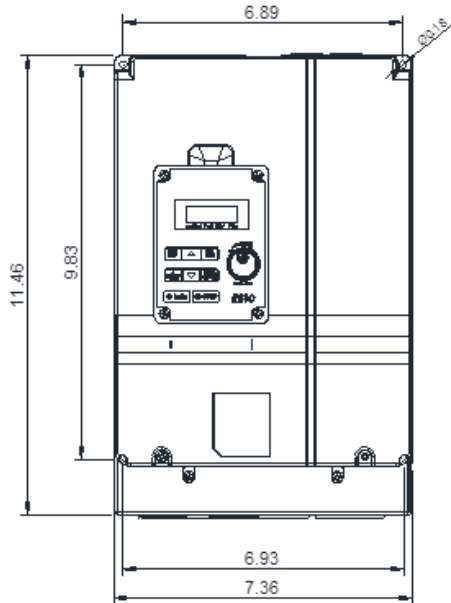


GENERAL DATASHEET VARIABLE SPEED DRIVE

Series E510		MODEL# E510-210-H3-U		
ISSUED 8/24/2017		ENCLOSURE/ FRAME NEMA 1 (IP20) / F3		
THREE PHASE INPUT AMPS HD (CT) 42		AC INPUT VOLTAGE 200-240	AC INPUT FREQUENCY 50/60	AC INPUT PHASE 3
OUTPUT HP HD (CT) 10	OUTPUT AMPS HD (CT) 35	AC OUTPUT VOLTAGE 0-240	AC OUTPUT FREQUENCY 0-599	AC OUTPUT PHASE 3



Approved By:	Brian Smith	Drawing No:	E510-230-210-F3	Revision: 0
--------------	-------------	-------------	-----------------	-------------